

PANTOFAR 5 usi



ATENTIE!

Montajul necorespunzator atrage dupa sine, pierderea garantiei produsului.



facebook.com/mobidea




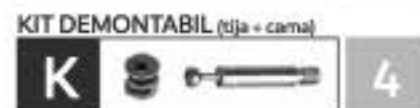
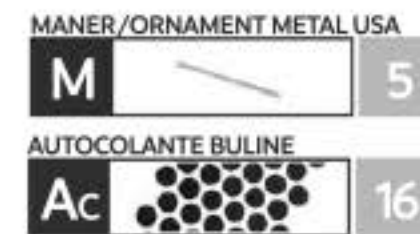
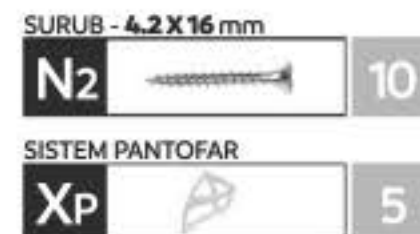
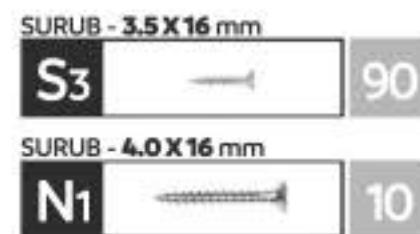

www.mobidea.ro



Acordati o atentie sporita!
Posibilitate de accidentare!

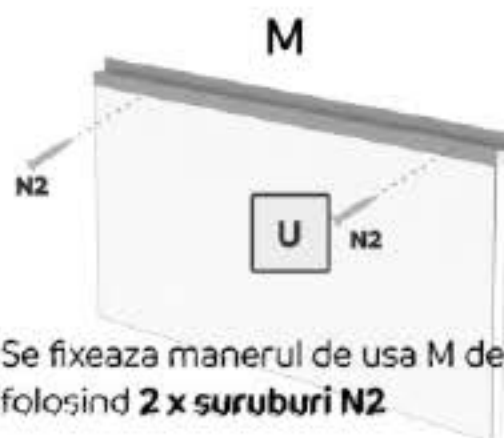


Recicleaza obiectele vechi de
mobiler si ambalajul produselor
Protejeaza natura!



REPERE

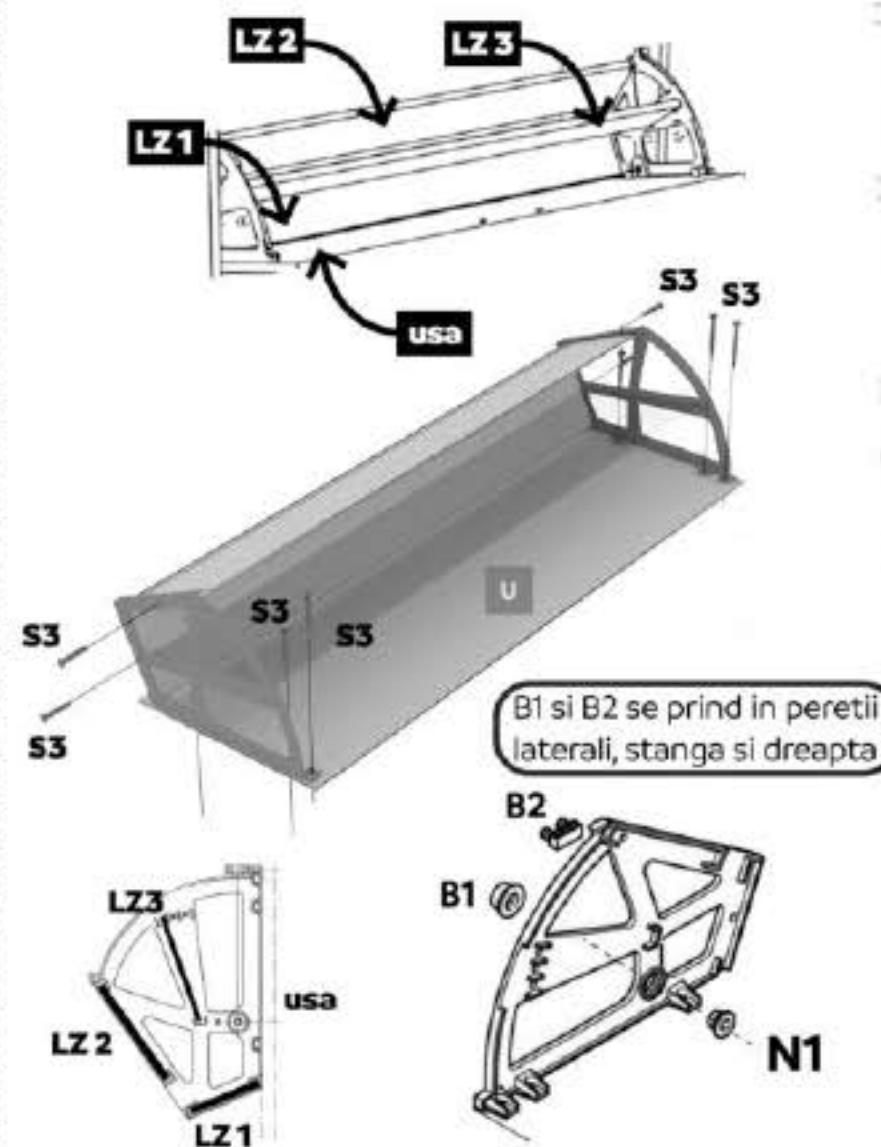
| SIMBOL | BUCATI | DENUMIRE |
|--------|--------|------------------------------|
| T | 1 | TAVAN 700 X 288 |
| PL | 2 | PERETE LATERAL 1710 X 288 |
| F | 1 | FUND 700 X 288 |
| U | 5 | USA 662 X 308 |
| HDF | 5 | HDF 1095 X 317 |
| LZ2 | 5 | LEZENEA A 660 X 140 X 12 |
| LZ1 | 5 | LEZENEA B 660 X 90 X 12 |
| LZ3 | 5 | LEZENEA C 660 X 147 X 12 |
| LZP | 4 | LEZENEA SPATE 666 X 120 |



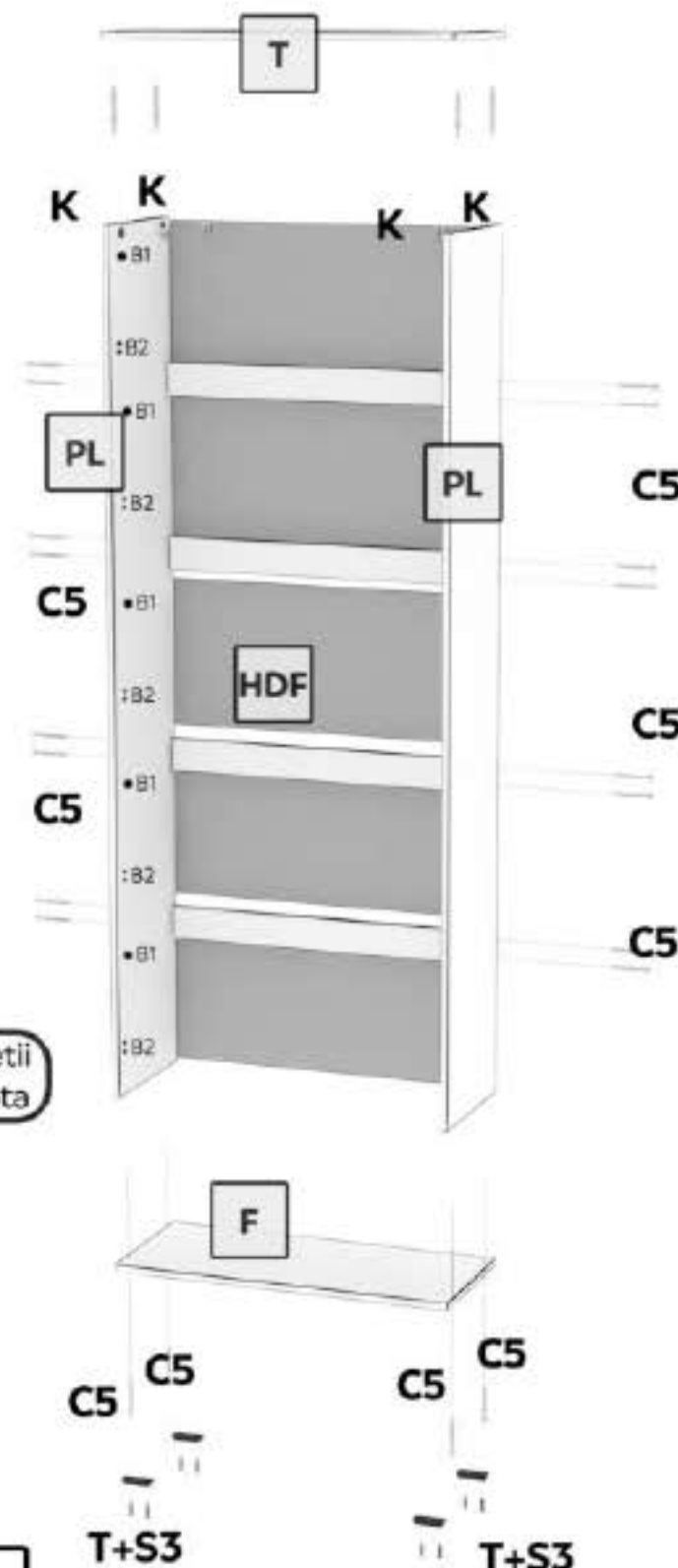
Se fixeaza manerul de usa M de U folosind 2 x suruburi N2

MONTAJUL PANTOFARULUI

- Se fixeaza PL cu T prin 4 x K
- Se fixeaza PL cu F prin 4 x C5
- Se fixeaza 4xT (talpi) de F cu S3
- Se fixeaza LZP (lezene spate) cu 4 x C5 de PL
- Se aduce corpul la vinclu de 90 si se fixeaza HDF folosind Q (cuie)



B1 si B2 se prind in peretii laterali, stanga si dreapta



Se monteaza sistemul de pantofar XP cu cate 3 suruburi S3 in usa, si prin suruburi S3 in laterale. Inainte de a fixa sistemul in peretii laterali se for fixa lezenele LZ1 si LZ2 in cate un surub S3 in fiecare parte (stanga+dreapta). Lezena LZ3 este mobila si poate fi ajustata in functie de preferinte.



mobidea
dedicat visurilor tale