








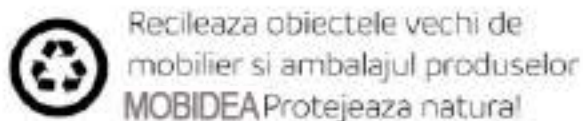
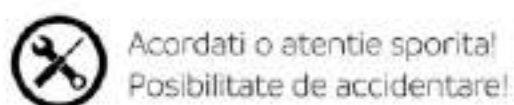
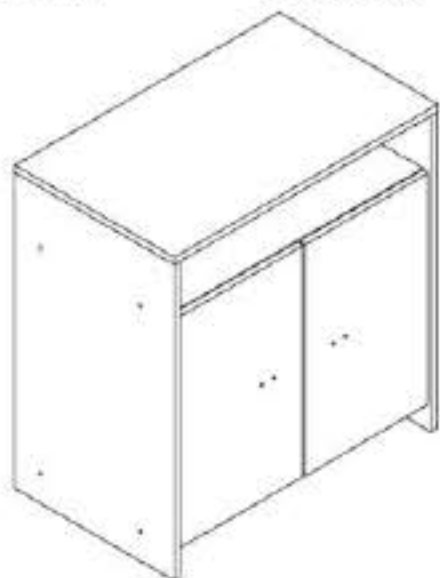


CONFIRMATOR 50mm C5  8	AUTOCOLANTE BULINE Ac  8	SURUB - 3.5 X 16 mm S3  24	CUIE Q  30	SURUB - 3.5 X 30 mm S6  4
KIT DEMONTABIL (tija + cama) K  4	BALAMA INCASTRATA Bi  4	MANER M  2	TALPA / protectie podea T  4	

Denumire Repere	Dimensiune Repere
1. Laterale ST/DR	696x405 - 2 buc
2. Tavan	672x405 - 1 buc
3. Polita Fixa	638x384 - 1 buc
4. Fund	638x384 - 1 buc
5. Usi ST/DR	508x315 - 2 buc



- ➊ Se insurubeaza Tija demontabil Kx4 in Tavan (2).
Se monteaza lateralele (1) cu Tavanul (2)
folosind Kx4 cama demontabil si se strang..
- ➋ Se fixeaza Polita Fixa (3) cu C5x4 de Laterale (1).
- ➌ Se fixeaza Fundul (4) cu C5x4 de Laterale (1).
- ➍ Se aduce corpul in vinclu la 90 grade,
se prinde HDF(Spatele Noptierei cu Q)
- ➎ Se fixeaza Bix4 de Usa ST/DR cu S3x8
dupa aceea se prinde Bi de Laterale (1) cu S3x8
- ➏ Se fixeaza Tx4 de Laterale (1) cu S3x2x4T
- ➐ Se fixeaza Mx2 de Usa ST/DR (5) cu S3x4



ATENTIE!

Montajul necorespunzator atrage dupa sine, pierderea garantiei produsului.

